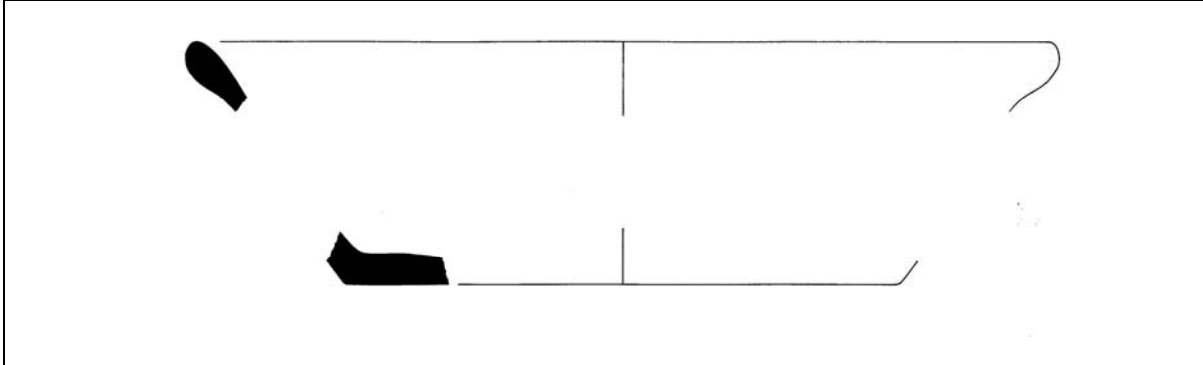
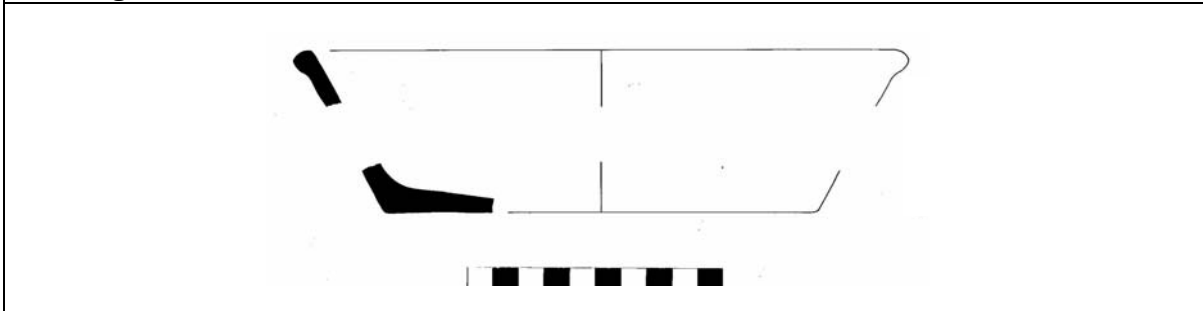



Appendix 14.6: Bakehouse Lead-Glazed Ceramic Typology

PANS

Pan-1

B8	Fabric: light pinkish white	Glaze int: reddish yellow dark brown	Glaze ext: reddish yellow
Pan-1	Rim dia: 360 mm	Base dia: 230	Height: 104 mm
	Rim/height ratio: 1:3.5		Body angle: 123°
Drawing sheet: 10			Scale 1:3
			

B6	1005/2246	Fabric: pink	Glaze int: yellowish brown	Slip ext: reddish yellow
Pan-1, small	Dia. rim: 240 mm	Dia. Base: 170	Height: 78 approx.	Angle / body: 125°
	Rim/height ratio: 1:3			
Drawing sheet:			Scale 1:3	
				

Y14	1005/2421	Fabric: very pale brown	Glaze int: yellowish	Slip ext: light red
Pan-1	Rim dia: 267			Scale 1:3
Drawing sheet: 5		Rim form is similar to B1, although it is a shallower vessel.		
				

Y7	Fabric: very pale brown	Glaze int: very pale brown	Slip ext: reddish yellow
Pan-1		Base dia: 260	Body angle: 118°
Drawing sheet: 4			Scale 1:3

Y17	Fabric: reddish yellow to very pale brown	Glaze int.: olive yellow	Slip ext: red
Pan-1		Base dia: 170	Body angle: 135°
Drawing sheet: 6			Scale 1:3

Pan-3

The sides of Pan-3 are more angled and the rim has twice the diameter as the base.

B1	Fabric: very pale brown	Glaze int: weak red	Slip ext: uneven orange
Pan-3	Rim dia: 310 mm	Base dia: 150 mm	Height: 64 mm
	Rim/Height ratio: 1:4.6	Rim to base ratio: 1:2	
Drawing sheet: 4			Scale 1:3

Pan-2/Deep Bowl

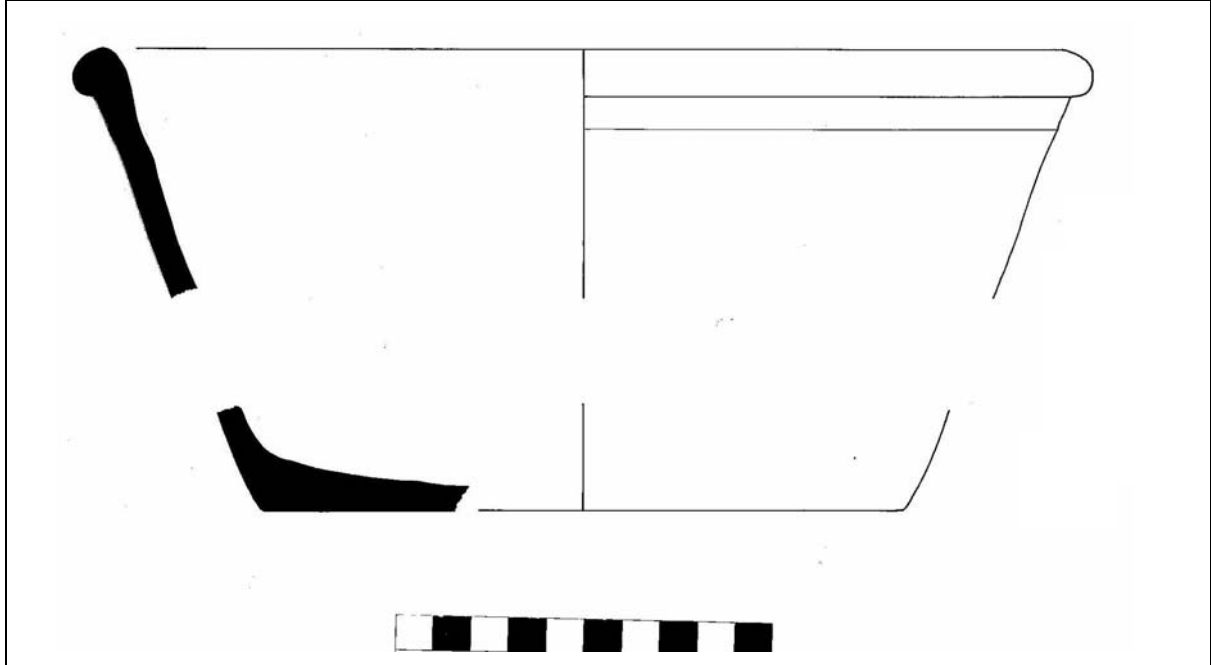
These are a steep-sided pan shape.

B2	1004/2112, 2115; 1005/2220	Fabric: very pale brown	Glaze int: strong brown
Pan-2	Rim dia: 270	Base dia: 170	Height: 312 mm
	Rim/height ratio: 1:2	Angle of body: 110°	

Drawing sheet: 3

Scale 1:2

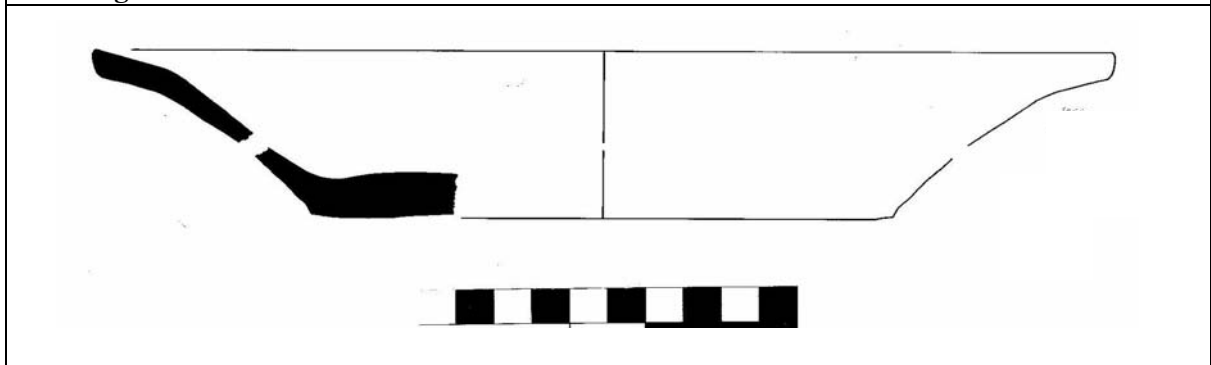
Reconstructed and on display in Conservatorium foyer

**DISH**

M1	1006/2431	Fabric: white	Glaze int: mottled red	Slip ext: reddish yellow to weak red
Dish-1	Rim dia: 270 mm	Base dia: 155 mm	Height: 48 mm	Rim to Ht ratio: >1:5

Drawing sheet: 7

Scale 1:2



PLATES

Y16	1004/2166, various	Fabric: very pale brown	Glaze int: yellow; ext: pale yellow
Plate-1	Rim dia: 210mm	Base dia: 125	Height: 42 mm Slip ext: various
Drawing sheet: 6			Scale 1:2
Reconstructed and on display in Conservatorium foyer			

Y3	lots	Fabric: white	Glaze int: yellow	Ext: mostly white slip, splodges of yellow
Plate-1	Rim dia: 218 mm	Height: 30+	Green and brown decoration on rim.	
Drawing sheet: 7			Scale 1:2	

B5	1004/2206; 1024/2438	Fabric: very pale brown	Glaze int: yellowish brown
Plate-1	Rim dia: 216mm		Slip ext. light pink to light red
Drawing sheet: 7			Scale 1:2

BASIN/BOWLS

Y2	1034/2489	Fabric: pink	Glaze int: brownish yellow	Slip ext: weak red
Basin/bowl-1	Dia. rim: 270mm			Height: mm
Drawing sheet: 4				Scale 1:2
Reconstructed and on display in Conservatorium foyer				

Y8	1005/2264	Fabric: white	Glaze int: yellow	Slip ext: reddish yellow
Basin/bowl-1	Rim dia: 280 mm	Base dia: 170 mm	Height: 90 mm	Angle of body: 125°
Drawing sheet: 10				Scale 1:2

Y13	1005/2417, 2376	Fabric: white	Glaze int: clear, mottled with green & yellow	
Basin/bowl-1	Rim dia: 250 mm			Slip ext: very pale brown
Drawing sheet: 5				Scale 1:2

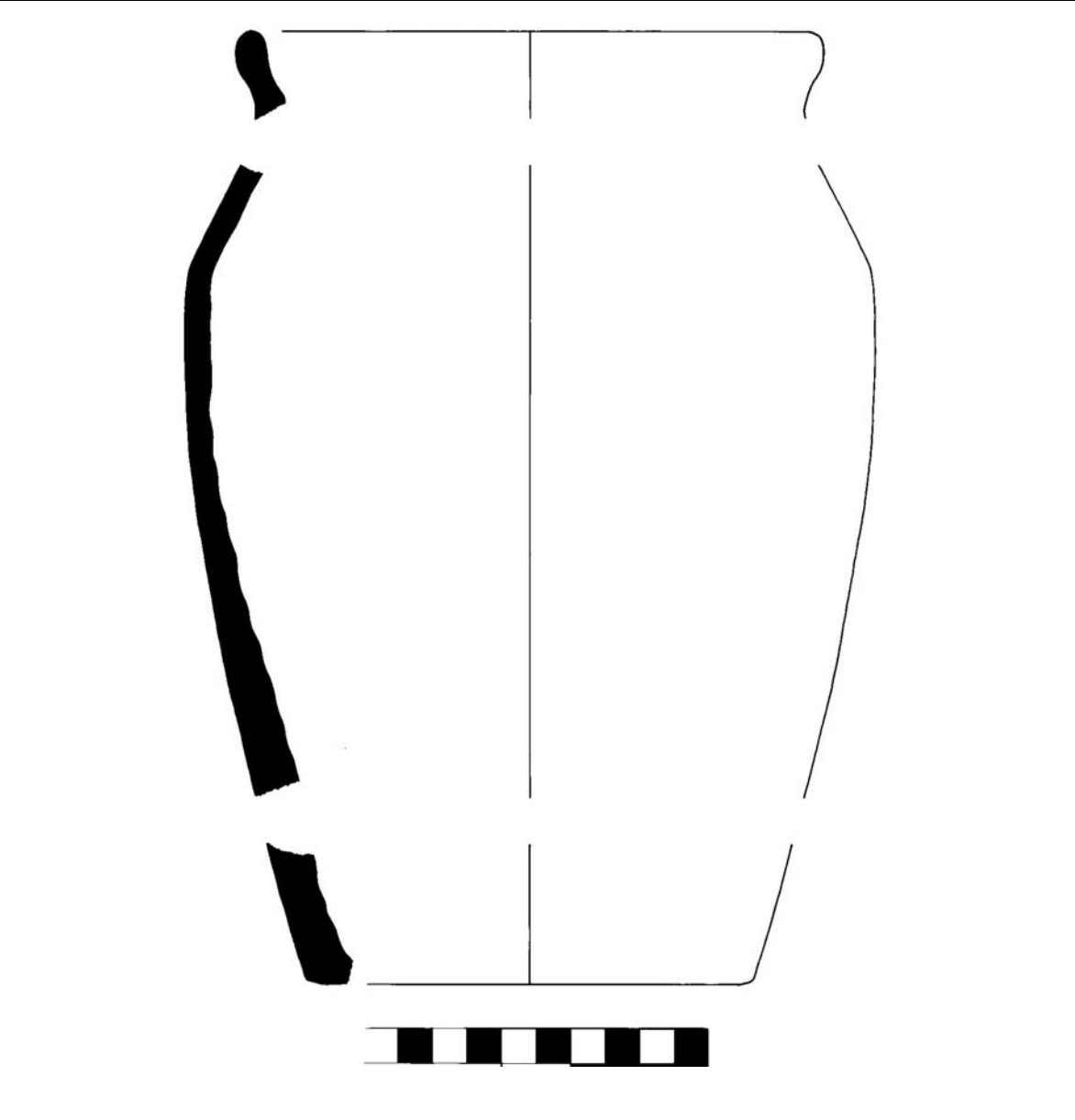
B12	1034/2489	Fabric: very pale brown	Glaze int: weak red	Slip ext: reddish yellow
Basin/bowl-2	Rim dia: 205 mm	Dia. base: 115 mm	Height: 71 mm	
Drawing sheet: 7				Scale 1:2

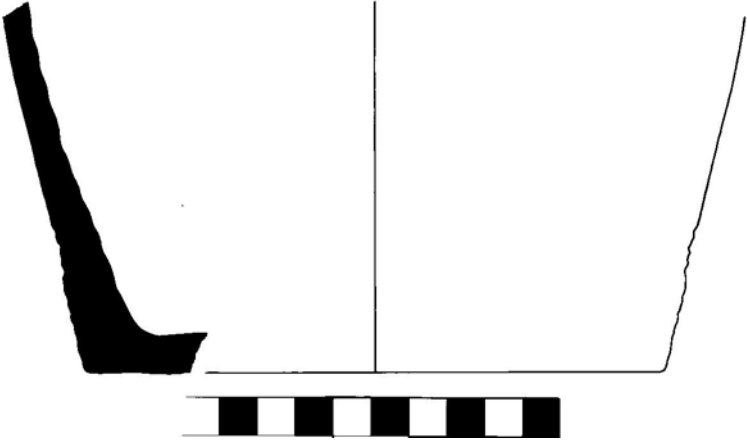
POTS

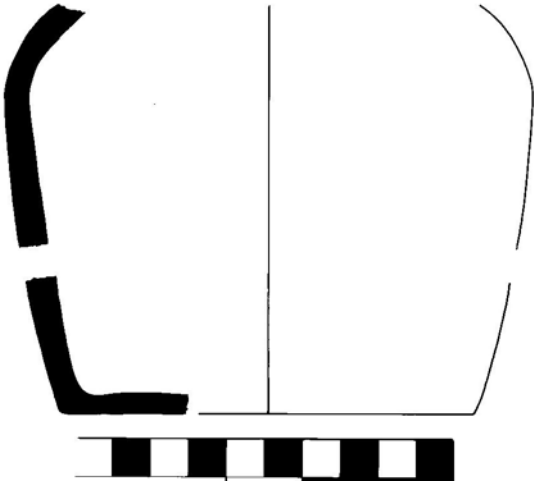
B4	1004/2121	Fabric: very pale brown	Glaze int: pale olive	Slip ext: grey
Pot-1	Rim dia: 270mm			
Drawing sheet: 5				Scale 1:3

B11	1045/2506	Fabric: reddish yellow	Glaze int/ext: strong brown	
Pot-2	Rim dia: 350mm			
Drawing sheet: 5				Scale 1:3

JARS

Y10	1027/2450	lots of sherd numbers	Fabric: white	Glaze int/ext: yellow
Jar, large	Rim dia: 170	Base dia: 130	Height: 275	
Drawing sheet: 9				Scale 1:2
Reconstructed and on display in Conservatorium foyer				
				

Y6	1005/2312, 2351	Fabric: white	Glaze int: brownish yellow
Jar, large	Dia. base: 153 mm	Angle of sides: 110	Slip: ext: reddish yellow
Drawing sheet: 3			
Comments: Similar to Y10 but with a larger diameter at the base. Wheel-made, knife used to trim foot.			
			

Y12	1005/2307, 2362	Fabric: pink	Glaze int.: mottled strong brown and yellow
jar, small	Base dia: 110 mm	Glaze ext: upper half of body	Slip ext: lower half - red
Drawing sheet: 1 Possibly had a handle			
			

LIDS

B10	1027/2451	Fabric: pinkish brown	Glaze int: strong brown
Lid-1, glz	Slip ext: reddish yellow	Rim dia. int: 240 mm	Rim dia. ext: 280 mm
Drawing sheet: 5			Scale 1:2

SS1	1005/2334	Fabric: pinkish white	Slip int/ext: reddish yellow
Lid-1, ss	Rim dia. int: 260 mm	Overall dia: 300 mm	
Drawing sheet: 10			Scale 1:2

SS2	1127/2602	Fabric: pinkish white	Self Slip int/ext: reddish yellow
Lid-1, s	Rim dia: 235 mm	Overall dia: 270 mm	
Drawing sheet: 11			Scale 1:2


Y18	1127/2601	Fabric: grey
Lid-2, glz	Outer rim dia: 86 mm	Glaze ext: pale yellow
	Height: 25 mm	Top dia: 38 mm
Drawing sheet: 11		Scale 1:1

BASES

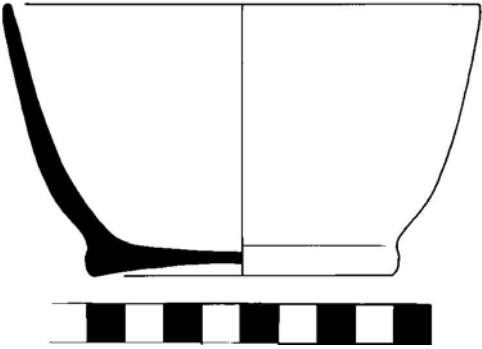
B13	1005/2275	Fabric: pinkish white	Slip ext: light red	Glaze int: strong brown
Base, small		Base dia: 125 mm		
Drawing sheet: 1				Scale 1:2

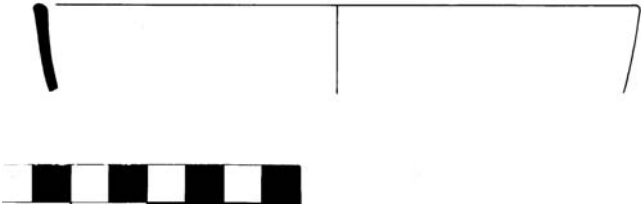
B7	1005/2339	Fabric: pinkish white	Slip ext: reddish yellow	Glaze int: strong brown
Base, small	Base dia: 138 mm			
Drawing sheet: 1				Scale 1:2


RIMS

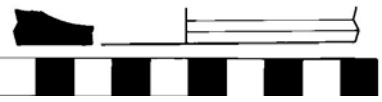
B14	1005/2410	Fabric: pinkish white	Glaze int/ext: mottled brown to khaki
Rim, small	Rim dia: 160 mm		
Drawing sheet: 1	fabric and glaze very similar to Y12		Scale 1:2
			

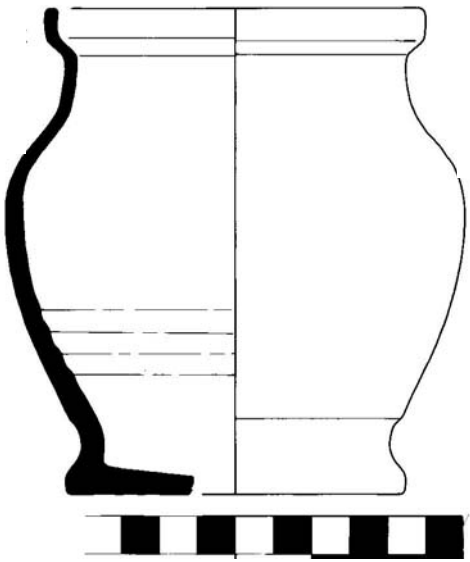
FINE WARES

Y11	1005/2304, various	Fabric: white	Glaze int: yellow	Slip ext: very pale brown
Bowl, small	Rim dia: 125 mm	Base dia: 80 mm	Height: 71 mm	
Drawing sheet: 1				Scale 1:2
Reconstructed and on display in Conservatorium foyer				
				

Y19	1000/2084	Fabric: white	Glaze int./ext: pale yellow
Bowl, small	Rim dia: 160 mm		
Drawing sheet: 112			Scale 1:2
			

Y1	1000/2084	Fabric: very pale brown	Glaze int/ext: yellow
Bowl, small base		Base dia: 90 mm	
Drawing sheet: 2			Scale 1:2
			

Y9	1005/2426	Fabric: white	Glaze int: yellow	Ext. slip: pale yellow
Base	Base dia: 89 mm			
Drawing sheet: 22				Scale 1:2
				

Y4	1004/2106, lots of sherds	Fabric: white	Glaze int/ext: pale yellow
Jar, medium, rounded	Rim dia: 100 mm	Base dia: 90 mm	Height: 130 mm
Drawing sheet: 22			Scale 1:2
Reconstructed and on display in Conservatorium foyer			
			

Y5	1004/2177	
Lid2-glaze, fine	Rim dia: 80 mm	Fabric: white
	Glaze int/ext: pale yellow	
Drawing sheet: 2		Scale 1:1
